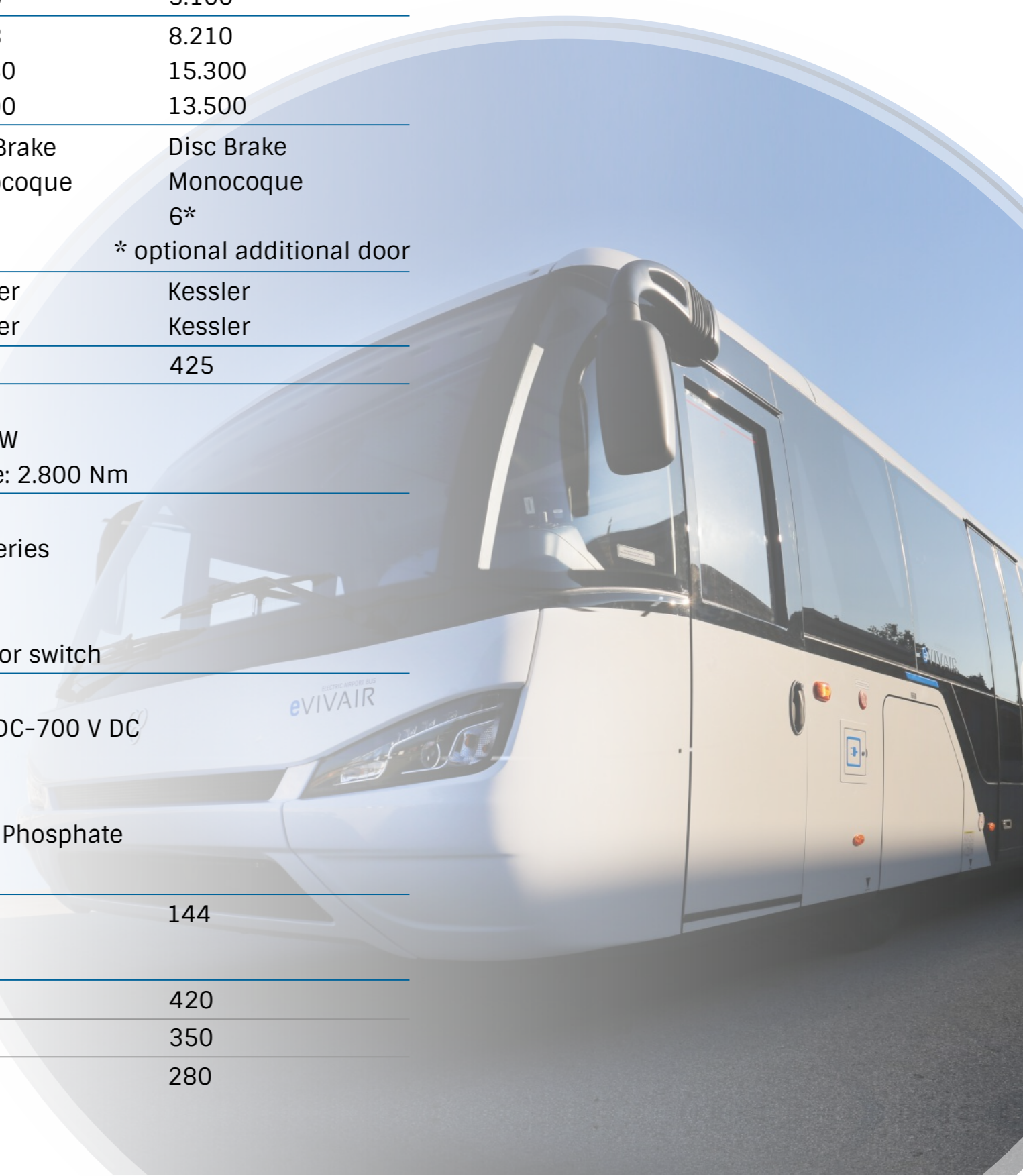


eVIVAIR


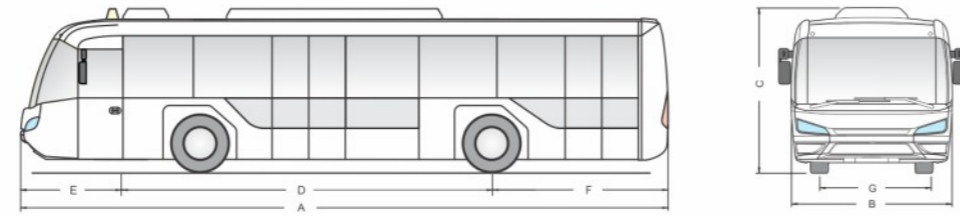
PASSENGER CAPACITY BATTERY ELECTRIC DRIVELINE TECHNICAL DATA

ALL MODELS	60S	88W	104WL
Overall Length (OL)	11.946	13.283	14.720
Overall Width (OW)	2.750	3.170	3.170
Overall Height (OH)	3.100	3.100	3.100
Wheel Base (WB)	5.436	6.773	8.210
Turning Radius (m)	11.300	13.380	15.300
Net Weight (t)	11.600	13.000	13.500
Brake	Disc Brake	Disc Brake	Disc Brake
Body	Monocoque	Monocoque	Monocoque
Passenger doors	4*	6*	6*
			* optional additional door
Rear Axle	Kessler	Kessler	Kessler
Front Axle	Kessler	Kessler	Kessler
Tire (mm)	365	385	425
Driveline	Motor IMPS - MD Mechanical output: 250 kW Mechanical output torque: 2.800 Nm		
Electric	24 V 2x low-maintenance batteries 12 V /225 Ah Electric main switch mechanical battery isolator switch		
Battery system	Nominal Voltage: 614,4 V Operating voltage: 480 V DC-700 V DC Capacity: 216 Ah Energy: 141 kWh Battery type: Lithium Iron Phosphate		
PASSENGER CAPACITY			
PAX	73	112	144
Entrance step Height (mm)			
Max Height	420	420	420
Medium (drive)	350	350	350
Min Height	280	280	280



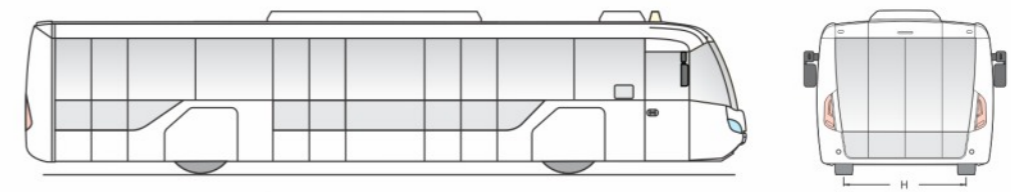
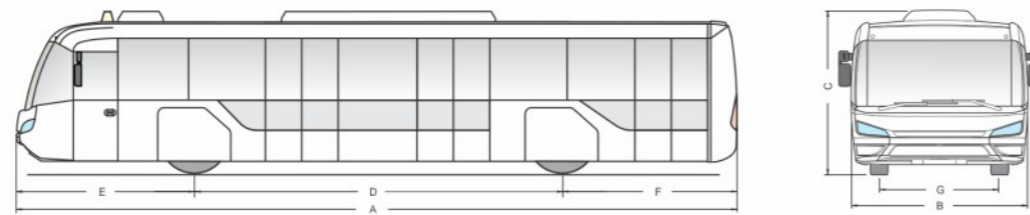
eVIVAIR

VIVAIR 60S



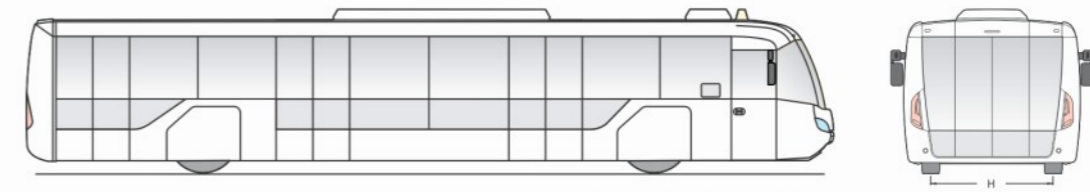
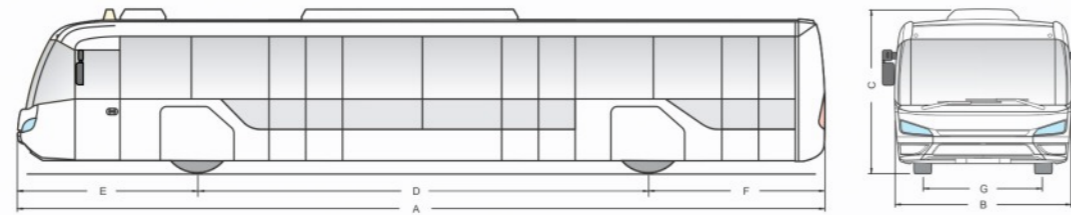
passenger capacity: 60 - 73

VIVAIR 88W



Passenger capacity: 88-120

VIVAIR 104WL



passenger capacity: 104 - 128

